

Unit

1

Cool Clothes





▶ Go to the **Picture Dictionary** on page 112.

Vocabulary and Grammar

1 Label the pictures.

boots

coat

gloves

hat

jacket

sandals

scarf

~~shorts~~

sunglasses

sweater



shorts



Listen and check your answers.  1

2 Listen and follow along.  2

► Everyday Language



Role-play the dialogues.

3 Complete using *This* or *That*.



1 _____
is his T-shirt.

2 _____
is her sweater.

Grammar Focus

This / That

- This is his jacket.
- That is her coat.

4 Unscramble. Then number the pictures.

1 my / is / This / cat.

3 her / is / bird. / That

2 rabbit. / is / That / your

4 is / This / dog. / your



Listen and check your answers. 3

1 Listen and color.  4



► **Grammar Focus**

These / Those

- These sunglasses are red.
- Those sunglasses are black.

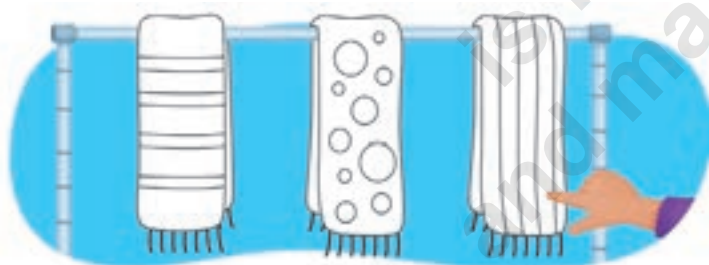


Check your answers in pairs.

Student A: These shorts are green.

Student B: Yes. And those shorts are...

2 Complete using *These* or *Those*.



1 _____ scarves are green.



2 _____ pants are gray.



3 _____ T-shirts are blue.



4 _____ skirts are purple.

Color the clothing items.

3 Look and complete.



I'm _____ wearing _____
a scarf and a coat.



She's _____
sunglasses and sandals.



He _____
a shirt and a sweater.

► Grammar Focus

I'm / She's / He's wearing...

- I'm wearing a hat.
- She's wearing boots.
- He's wearing a jacket.



In pairs, describe what you are wearing.



Make a *Finger Puppet*.

You need

- a sheet of paper
- colored pencils
- tape
- a pen

Instructions

- 1 Fold the paper in half.
- 2 Draw and color a sweater.
- 3 Cut it out and tape the sides together.
- 4 Draw a face on your finger.
- 5 Dress your finger in the sweater.
- 6 Play with your puppet.



1 Look and mark (✓) the items in the story.



Listen and follow along. 5

Shopping for a Vacation



Write Nigel or Tracy.

- 1 _____ says the sandals are nice.
- 2 _____ says the jacket is great.
- 3 _____ is going on vacation.

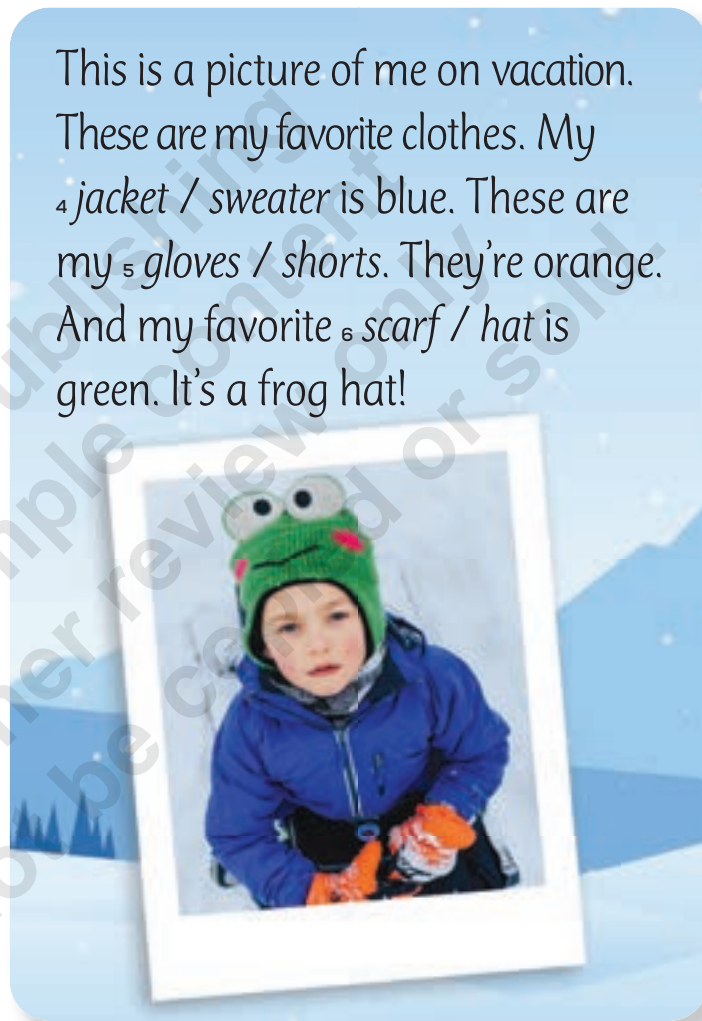
Be nice and help others find what they need.



2 Read and choose the correct options.



This is a picture of me on vacation.
These are my favorite clothes.
My ¹ hat / scarf is yellow. It's big!
These are my ² sandals / sunglasses.
They're red. And my favorite ³ dress / sweater is red, white and black.




This is a picture of me on vacation.
These are my favorite clothes. My ⁴ jacket / sweater is blue. These are my ⁵ gloves / shorts. They're orange.
And my favorite ⁶ scarf / hat is green. It's a frog hat!

3 Describe your favorite clothes.



This is a picture of me. These are my favorite clothes. _____

 Draw your picture.

1 Listen and write *I* (Ian) or *J* (Janet).  6



 2 In pairs, describe what each child is wearing.



Student A: Emma's wearing...

Student B: Luke's wearing...

3 Listen and complete.  7

are

blue

boots

coat

Jazz

~~red~~

shorts

you

white

Clothes Jazz

My sweater's 1 red,

My 2 _____ is black.

My scarf is 3 _____, and so is my hat.

My T-shirt's orange and my 4 _____ are, too.

My 5 _____ are brown, my shoes are new.

Colors for clothes, now jazz with me.

6 _____ with me, now dance with me.

My blouse is 7 _____, your jeans

8 _____ blue.

So cool for me, so cool for 9 _____!

 Sing "Clothes Jazz."  7

4 Write a new verse for the song.

Colors for clothes, now jazz with me.

Jazz with me, now dance with me.

My _____ is _____,

your _____ are _____.

So cool for me, so cool for you!

 Sing your new verse.  8



1 Draw the items using the color code.

● in

● on

● under

GO!



Play The Clothes Game.

FINISH


2 Complete using *This, That, These* or *Those*.

1 _____ is a skirt.

2 _____ is a sweater.

3 _____ are pants.

4 _____ are boots.



3 Describe what each child is wearing.



He _____



She _____



Self-Evaluation

1 I can name ten new clothing items.

☐ ☐ ☐

2 I can use *this, these, that* and *those*.

☐ ☐ ☐

3 I can describe what people are wearing.

☐ ☐ ☐

▶ Learning Tip

Practice anytime!
When you get dressed, say the names of the clothes you are wearing.



Unit 1

1 Complete the words.

1



b__ __ts

2



c__ __t

3



gl__v__s

4



h__t

5



j__ck__t

6



s__nd__ls

7



sc__rf

8



sh__rts

9



s__ngl__ss__s

10



sw__ __t__r

Listen and check your answers.  67

Crafts

Make a Paper Doll.

Unit 1

- construction paper
- glue
- colored pencils
- yarn

